

# B224, 2-Way, Characterized Control Valve

## Stainless Steel Ball and Stem



### Technical Data

Service	chilled, hot water, up to 60% glycol
Flow Characteristic	equal percentage
Controllable Flow Range	75°
Size [mm]	1" [25]
End Fitting	NPT female ends
Body	forged brass, nickel plated
Ball	stainless steel
Stem	stainless steel
Stem Packing	EPDM (lubricated)
Seat	Teflon® PTFE
Seat O-ring	EPDM (lubricated)
Characterized Disc	TEFZEL®
Body Pressure Rating [psi]	600
Media Temperature Range (Water)	0°F to 250°F [-18°C to 120°C]
Max Differential Pressure (Water)	50 psi (345 kPa)
Close-Off Pressure	200 psi
Cv	19
Weight	1.1 lb [0.5 kg]
Leakage	0% for A to AB
Servicing	maintenance free

### Flow Pattern



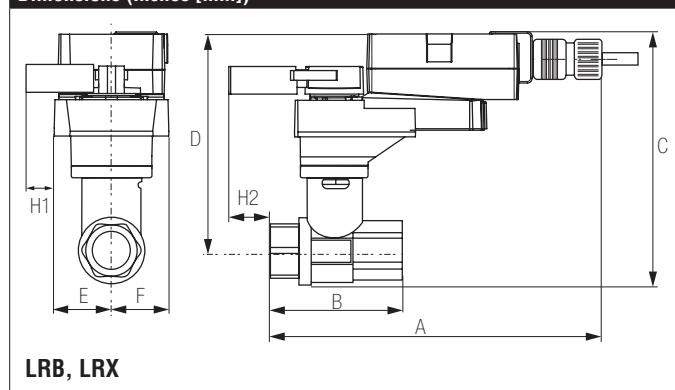
### Application

This valve is typically used in air handling units on heating or cooling coils, and fan coil unit heating or cooling coils. Some other common applications include Unit Ventilators, VAV box re-heat coils and bypass loops. This valve is suitable for use in a hydronic system with variable flow.

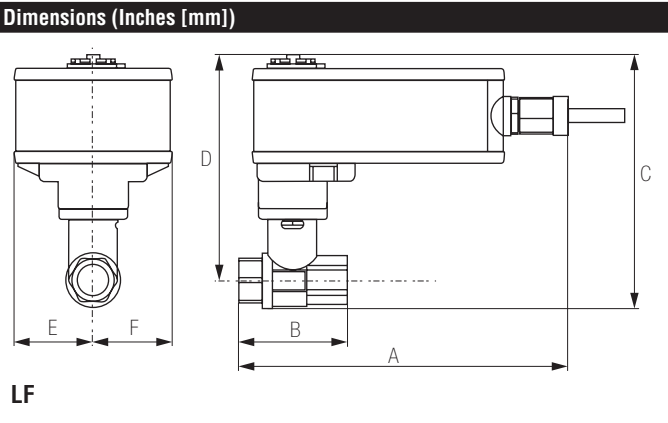
### Suitable Actuators

	Non-Spring	Spring
B224	LR, NR	LF

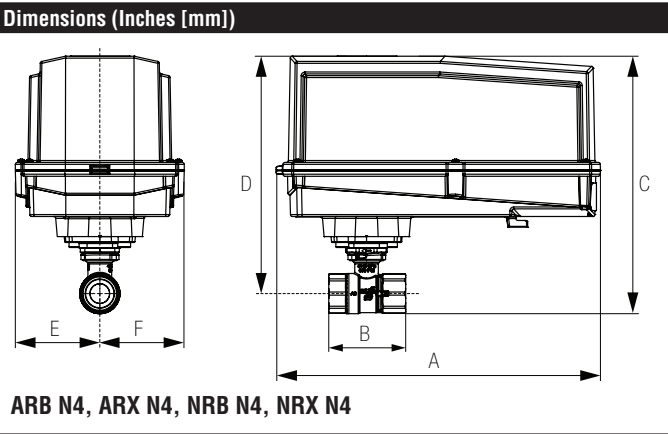
### Dimensions (Inches [mm])



A	B	C	D	E	F	H1	H2
9.4" [239]	3.07" [78]	7.25" [184]	6.31" [160]	1.3" [33]		1.18" [30]	0.9" [23]



A	B	C	D	E	F
8.12" [206]	3.07" [78]	6.5" [165]	5.57" [141]	1.82" [46]	



A	B	C	D	E	F
11.36" [289]	3.07" [78]	7.85" [199]	7.15" [181]	3.15" [80]	